

Scaled data based on original data using
LM-79-08 Approved Method: Electrical and Photometric Measurements of Solid-
State Lighting Products

Test Report Prepared for
Cooper Lighting Solutions
(formerly Eaton)

Brand: McGRAW-EDISON

Report Number: P386710

Luminaire Tested: **GWC-SA2B-827-U-T4FT-HSS**

Issue Date: 3/3/2020

Test Information

Test Method: LM-79-08
Report Number: P386710
TEST IS SCALED FROM IESNA LM-79-08 TEST DATA (G2-1903-205-17)
Test Lab: INNOVATION CENTER
Issue Date: 3/3/2020
Manufacturer: COOPER LIGHTING SOLUTIONS (FORMERLY EATON)
Product Line: MCGRAW-EDISON
Catalog Number: GWC-SA2B-827-U-T4FT-HSS
Description: GALLEON WALL LUMINAIRE
(2) 80 CRI, 2700K, 800mA LIGHTSQUARES WITH 16 LEDS EACH AND TYPE IV FORWARD THROW OPTICS WITH HOUSE SIDE SHIELD
Light Source: -
Ballast/Driver: ELECTRONIC DRIVER

Summary

Lumens per Lamp: N/A
Luminaire Lumens: 6226 lumens
Efficiency: N/A
Efficacy: 73.2 lumens/watt
Luminous Opening: Rectangular (W 1' x L: 0.5' x H: 0')
IES Classification: Type IV - Short
BUG Rating: B1 - U0 - G2

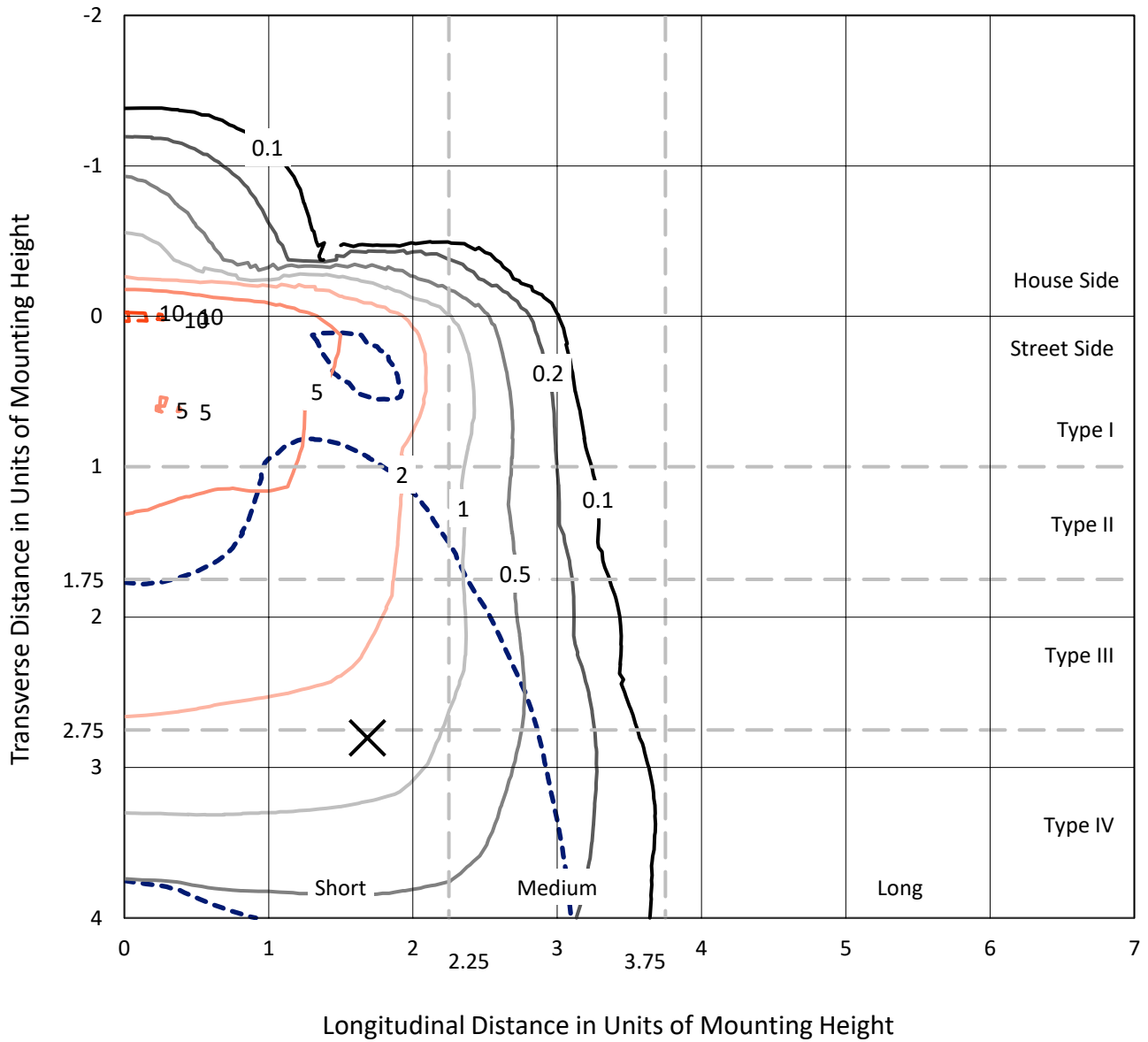
Input Watts (W): 85
Input Voltage (V): NR
Input Current (Ain): NR
Voltage Rise (V): NR
Power Factor: NR
Total Harmonic Distortion (THDi): NR
Frequency (hertz): 60
Stabilization Time: NR
Operation Time: NR
Ambient Temperature (°C): NR
Test Distance: 24 FT



REPORT NUMBER: P386710
 CATALOG NUMBER: GWC-SA2B-827-U-T4FT-HSS

Iso-Footcandle Lines of Horizontal Illumination

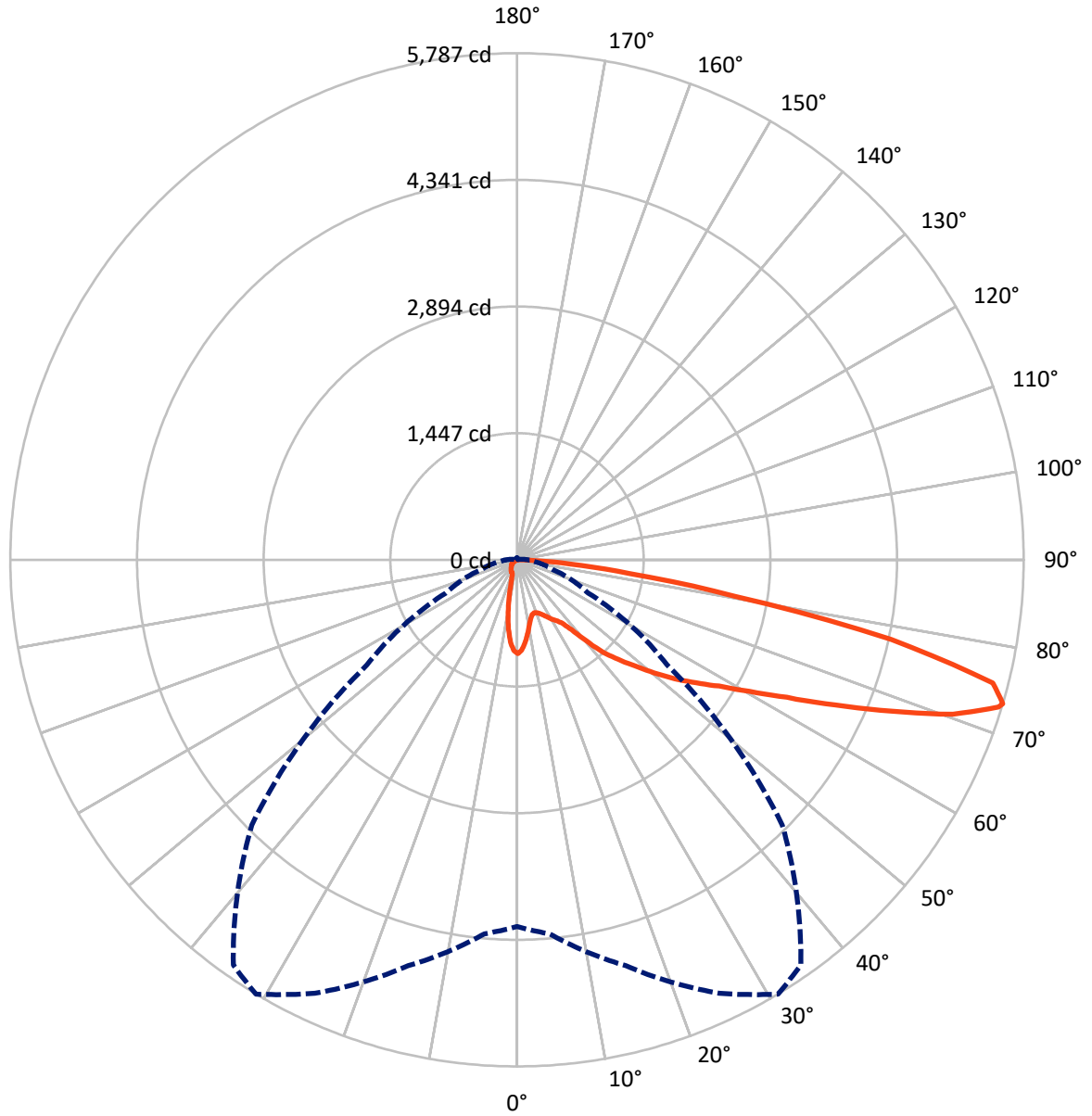
✕ Max cd
 - - - 1/2 Max cd



Based on 10 foot mounting height. Maximum calculated value = 10.7 fc
 Type IV - Short - N/A

REPORT NUMBER: P386710
CATALOG NUMBER: GWC-SA2B-827-U-T4FT-HSS

Luminous Intensity Polar Plot



— Vertical Plane Through 31-Deg Lateral - - - Horizontal Cone Through 73-Deg Vertical



REPORT NUMBER: P386710

CATALOG NUMBER: GWC-SA2B-827-U-T4FT-HSS

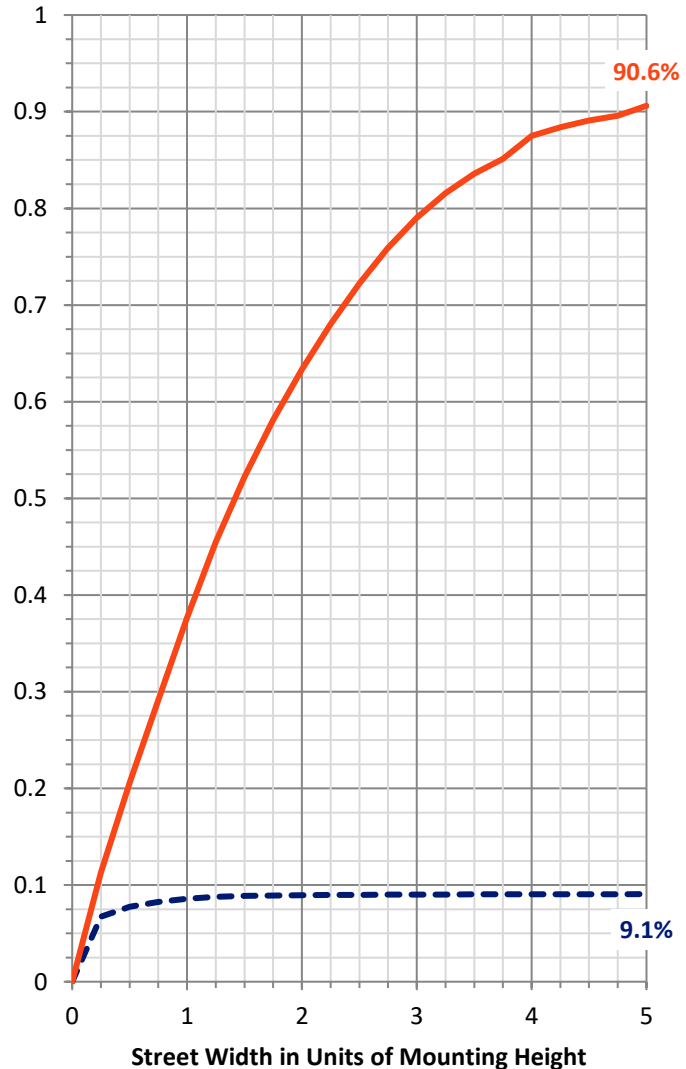
FLUX DISTRIBUTION:

		Downward	Upward	Total
House Side	Lumens	567.5	0.0	567.5
	% Fixture	9.1	0.0	9.1
Street Side	Lumens	5658.5	0.0	5658.5
	% Fixture	90.9	0.0	90.9
Total	Lumens	6226.0	0.0	6226.0
	% Fixture	100.0	0.0	100.0

ZONAL LUMENS:

Zone	Lumens	% Fixture
0°-10°	88.8	1.4
10°-20°	192.8	3.1
20°-30°	288.9	4.6
30°-40°	459.7	7.4
40°-50°	820.9	13.2
50°-60°	1273.8	20.5
60°-70°	1693.4	27.2
70°-80°	1273.8	20.5
80°-90°	133.8	2.1
90°-100°	0.0	0.0
100°-110°	0.0	0.0
110°-120°	0.0	0.0
120°-130°	0.0	0.0
130°-140°	0.0	0.0
140°-150°	0.0	0.0
150°-160°	0.0	0.0
160°-170°	0.0	0.0
170°-180°	0.0	0.0
0°-90°	6226.0	100.0
0°-180°	6226.0	100.0

Coefficient of Utilization



REPORT NUMBER: P386710

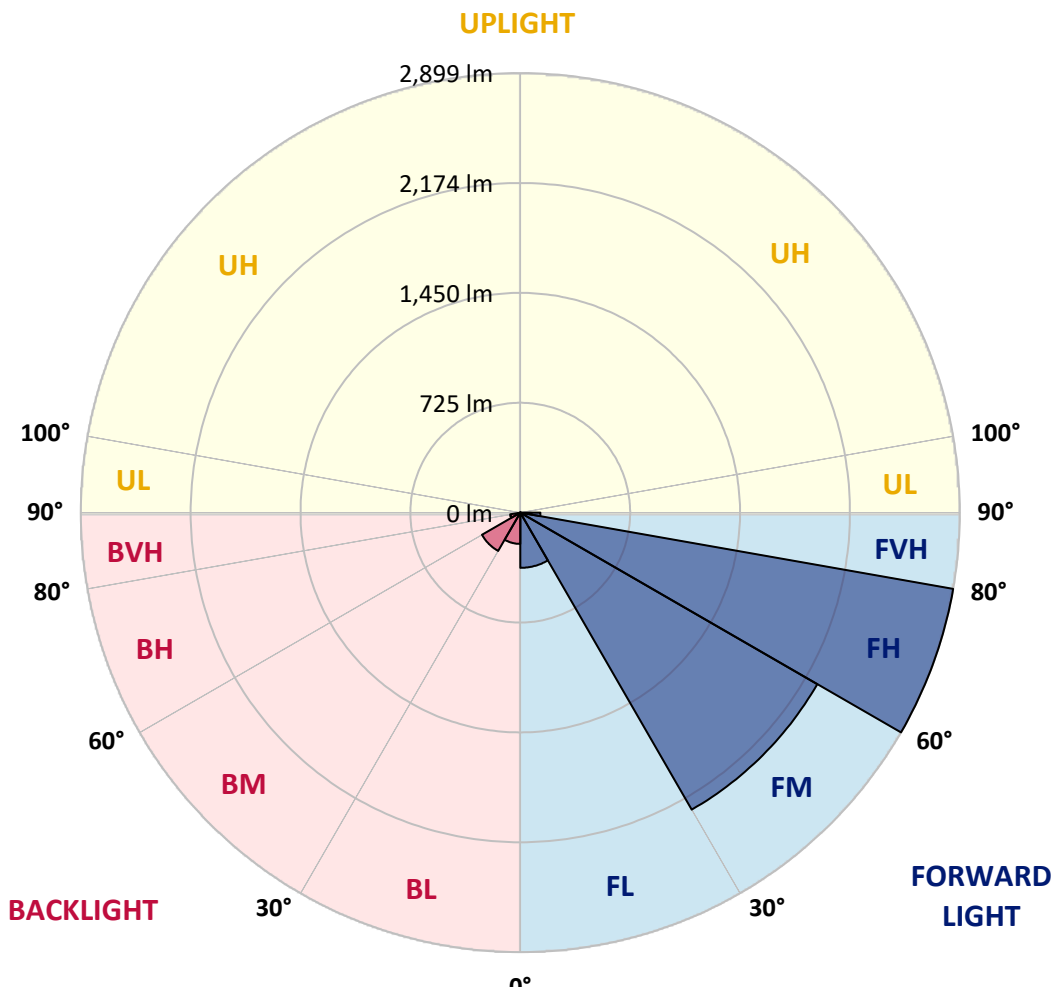
CATALOG NUMBER: GWC-SA2B-827-U-T4FT-HSS

LUMINAIRE CLASSIFICATION SYSTEM LUMEN TABLE AND BUG RATING:

Zone	Lumens	% Fixture	Zone Rating/Lumen Limit		
			B	U	G
FL (0°-30°)	364.2	5.9			
FM (30°-60°)	2262.3	36.3			
FH (60°-80°)	2899.2	46.6			G2/5000
FVH (80°-90°)	132.7	2.1			G2/225
BL (0°-30°)	206.4	3.3	B1/500		
BM (30°-60°)	292.1	4.7	B1/1000		
BH (60°-80°)	67.9	1.1	B0/110		G0/110
BVH (80°-90°)	1.1	0.0			G0/10
UL (90°-100°)	0.0	0.0		U0/0	
UH (100°-180°)	0.0	0.0		U0/0	

BUG Rating: B1-U0-G2

Type IV Short





REPORT NUMBER: P386710

CATALOG NUMBER: GWC-SA2B-827-U-T4FT-HSS

CANDELA DISTRIBUTION (FULL):

	0°	5°	15°	25°	31°	35°	45°	55°	65°	75°	85°
0°	1071.2	1071.2	1071.2	1071.2	1071.2	1071.2	1071.2	1071.2	1071.2	1071.2	1071.2
2.5°	1015.1	1019.4	1024.0	1024.9	1032.5	1032.8	1043.8	1052.0	1060.2	1068.1	1070.9
5°	910.9	918.0	926.2	934.4	950.5	956.9	983.8	1011.2	1037.4	1062.4	1074.5
7.5°	799.7	807.7	819.2	839.7	857.6	870.1	912.5	961.2	1010.0	1056.0	1082.5
10°	698.3	705.6	717.8	739.4	767.1	784.2	841.2	908.8	980.4	1050.2	1094.4
12.5°	633.7	637.7	644.4	667.5	692.5	711.7	778.7	862.5	956.0	1049.9	1113.5
15°	621.8	623.0	617.6	627.9	647.4	666.0	733.9	825.0	937.4	1054.7	1138.5
17.5°	640.7	640.1	621.8	620.6	636.1	651.4	712.0	799.1	924.3	1066.0	1170.8
20°	669.3	667.2	635.5	629.7	646.2	660.5	710.5	789.4	919.5	1084.9	1210.1
22.5°	707.4	703.8	654.1	648.0	665.7	680.6	729.4	798.8	923.7	1110.2	1255.8
25°	754.7	749.2	686.1	679.4	697.4	712.3	763.2	825.9	936.5	1141.0	1313.7
27.5°	808.0	800.0	737.3	719.9	740.3	755.9	808.3	867.4	956.6	1173.6	1384.7
30°	858.2	847.9	791.2	762.6	787.6	804.9	857.0	916.7	988.9	1223.8	1481.9
32.5°	908.8	897.2	839.3	805.2	827.8	846.7	907.3	984.7	1049.6	1300.6	1611.1
35°	1025.2	1013.0	942.0	885.7	885.4	896.0	977.7	1077.6	1129.7	1407.5	1765.2
37.5°	1221.1	1214.1	1146.4	1039.5	1010.9	999.0	1073.6	1188.5	1244.9	1554.7	1939.2
40°	1435.6	1429.5	1353.6	1256.7	1213.2	1183.9	1211.3	1343.0	1407.5	1734.4	2116.8
42.5°	1677.8	1648.8	1513.6	1484.6	1445.6	1423.4	1398.7	1533.4	1607.4	1930.0	2292.9
45°	1897.7	1849.0	1673.5	1629.6	1620.8	1626.3	1640.0	1789.3	1832.2	2162.5	2468.4
47.5°	2028.8	1990.4	1855.7	1813.7	1811.2	1847.5	1951.1	2078.4	2056.2	2365.1	2622.8
50°	2153.4	2118.6	2006.8	2017.2	2028.4	2077.8	2304.2	2375.8	2260.6	2548.8	2764.5
52.5°	2254.2	2201.2	2142.7	2200.9	2256.3	2335.9	2668.5	2642.6	2405.6	2695.1	2885.8
55°	2312.4	2288.3	2316.7	2375.2	2479.3	2608.5	3012.5	2864.7	2511.6	2828.5	2966.5
57.5°	2525.7	2478.4	2534.8	2585.4	2721.3	2901.9	3307.1	3030.2	2588.1	2911.1	2985.1
60°	2783.7	2745.6	2778.8	2862.9	3046.3	3258.7	3582.5	3165.1	2628.0	2964.1	2937.0
62.5°	3194.4	3144.1	3123.4	3217.5	3460.7	3692.5	3791.5	3258.7	2619.2	2940.6	2771.8
65°	3744.6	3692.5	3599.9	3685.2	3994.4	4158.0	4025.2	3278.5	2558.3	2750.8	2354.4
67.5°	4308.2	4270.5	4191.3	4335.1	4614.1	4666.8	4272.3	3230.3	2362.1	2230.4	1663.5
70°	4680.5	4664.4	4715.9	5034.0	5282.9	5267.6	4499.0	2971.7	1841.1	1371.6	822.9
72.5°	4412.1	4489.5	4869.7	5446.5	5750.5	5626.2	4382.6	2281.9	1052.3	527.7	237.9
73°	4189.7	4288.7	4800.6	5462.0	5787.4	5651.2	4284.8	2094.6	896.9	416.5	180.4
75°	2914.7	3036.3	3974.3	5087.0	5614.9	5384.3	3571.6	1282.0	415.6	184.6	72.8
77.5°	1415.2	1505.0	2188.4	3675.5	4366.7	4206.8	2223.4	477.7	187.7	115.5	33.5
80°	528.3	587.4	949.9	1870.6	2523.5	2589.6	978.0	180.7	124.9	92.9	17.1
82.5°	138.3	154.2	350.4	834.2	1293.3	1353.6	308.3	91.1	91.4	76.5	10.4
85°	44.2	50.6	109.4	374.4	609.3	535.0	80.4	44.2	66.4	57.0	5.8
87.5°	5.5	7.0	34.7	88.0	134.4	74.6	12.5	13.1	28.3	31.7	3.4
90°	0.0	0.0	0.0	0.0	0.0	0.0	0.0	0.0	0.0	0.0	0.0



REPORT NUMBER: P386710

CATALOG NUMBER: GWC-SA2B-827-U-T4FT-HSS

CANDELA DISTRIBUTION (continued):

	90°	95°	105°	115°	125°	135°	145°	155°	165°	175°	180°
0°	1071.2	1071.2	1071.2	1071.2	1071.2	1071.2	1071.2	1071.2	1071.2	1071.2	1071.2
2.5°	1073.6	1072.1	1072.4	1064.5	1059.3	1049.0	1038.3	1033.4	1028.2	1026.1	1028.2
5°	1079.1	1076.4	1068.5	1044.1	1018.2	984.7	953.3	929.5	899.7	891.4	900.0
7.5°	1087.6	1082.2	1059.0	1009.3	951.8	887.8	815.9	763.5	720.5	692.8	702.9
10°	1100.1	1089.8	1043.2	958.8	855.8	742.5	640.4	560.9	504.5	481.4	480.5
12.5°	1121.2	1101.7	1023.7	893.0	738.5	587.4	453.6	367.4	321.7	292.2	291.6
15°	1144.3	1115.7	999.0	814.1	602.0	420.7	292.2	226.7	197.1	187.7	186.5
17.5°	1172.6	1131.8	967.0	716.9	459.1	278.8	190.7	171.8	170.6	169.7	169.7
20°	1208.3	1151.0	925.9	605.7	325.7	186.1	162.1	163.3	163.9	162.7	163.0
22.5°	1249.7	1170.5	876.8	486.2	220.3	155.7	155.1	156.6	157.2	156.6	156.9
25°	1297.9	1193.1	817.1	361.0	159.0	147.8	149.3	151.4	152.9	152.9	152.9
27.5°	1357.6	1220.5	745.2	252.0	137.4	139.5	143.8	147.8	149.9	150.5	150.5
30°	1435.3	1254.6	659.0	172.7	124.9	128.6	136.5	144.1	148.1	148.7	149.0
32.5°	1533.4	1293.0	559.1	127.7	114.2	117.0	125.5	138.3	145.9	147.2	147.2
35°	1645.8	1337.5	451.5	111.2	106.6	107.5	114.2	128.9	142.3	145.6	145.9
37.5°	1768.9	1381.3	343.4	103.9	100.2	100.2	105.1	117.6	133.4	143.8	145.0
40°	1883.7	1407.8	240.7	98.1	94.4	94.4	98.7	107.9	122.8	138.3	141.7
42.5°	1989.8	1417.0	167.6	92.6	89.0	89.9	93.5	100.8	112.1	127.7	130.7
45°	2098.8	1415.5	122.2	86.2	83.5	86.2	89.0	94.4	102.7	111.5	112.1
47.5°	2181.1	1402.7	96.9	80.1	78.3	82.0	84.4	88.0	92.6	92.0	92.0
50°	2258.2	1371.6	78.0	71.9	73.1	77.4	78.6	79.8	80.1	74.3	73.7
52.5°	2316.7	1323.2	62.5	63.1	67.9	72.2	71.0	69.2	66.1	59.1	57.9
55°	2336.2	1229.9	49.1	52.1	60.3	65.8	61.2	57.3	51.5	45.7	44.5
57.5°	2300.8	1109.6	39.9	40.5	50.9	55.4	50.3	45.7	39.3	34.4	33.5
60°	2225.9	975.8	32.9	30.5	39.3	43.3	39.9	35.3	29.6	25.9	25.6
62.5°	2077.2	833.3	27.1	23.8	29.9	33.2	31.1	27.7	22.8	20.4	20.1
65°	1764.6	666.6	21.9	19.2	23.2	25.9	24.1	21.6	18.0	16.1	15.8
67.5°	1231.8	450.6	18.0	15.8	18.3	20.4	18.9	17.7	14.3	14.0	14.3
70°	594.1	217.2	14.9	12.8	14.3	15.8	15.2	14.3	13.7	15.8	18.3
72.5°	170.3	72.8	11.9	10.7	11.6	12.5	13.1	12.8	14.9	19.2	22.2
73°	131.0	58.8	11.3	10.1	11.0	12.2	12.8	12.5	15.2	19.5	22.2
75°	56.1	28.3	8.5	8.2	9.1	10.7	11.3	11.3	15.2	19.8	21.3
77.5°	25.3	15.2	5.5	6.4	7.9	8.5	9.4	9.4	12.2	15.2	15.2
80°	14.3	8.2	4.3	4.9	5.8	5.8	5.8	5.2	5.5	6.1	6.7
82.5°	9.1	5.5	3.4	4.0	3.7	3.0	2.4	2.4	2.1	2.4	3.0
85°	5.2	3.0	3.0	2.4	1.5	1.2	1.5	1.2	0.3	0.0	0.3
87.5°	3.0	1.8	0.9	0.0	0.0	0.0	0.0	0.0	0.0	0.0	0.0
90°	0.0	0.0	0.0	0.0	0.0	0.0	0.0	0.0	0.0	0.0	0.0

Signify Classified - Internal
Cooper Lighting Solutions Photometric Lab
1121 Highway 74 South
Peachtree City, GA 30269

Scaled Data Report



Report Generated By 670245982

Signify Classified - Internal
Cooper Lighting Solutions Photometric Lab
1121 Highway 74 South
Peachtree City, GA 30269

Scaled Data Report



Signify Classified - Internal
Cooper Lighting Solutions Photometric Lab
1121 Highway 74 South
Peachtree City, GA 30269

Scaled Data Report



Signify Classified - Internal
Cooper Lighting Solutions Photometric Lab
1121 Highway 74 South
Peachtree City, GA 30269

Scaled Data Report



Signify Classified - Internal
Cooper Lighting Solutions Photometric Lab
1121 Highway 74 South
Peachtree City, GA 30269

Scaled Data Report



--- HS — SS

Signify Classified - Internal
Cooper Lighting Solutions Photometric Lab
1121 Highway 74 South
Peachtree City, GA 30269

Scaled Data Report



u

Signify Classified - Internal
Cooper Lighting Solutions Photometric Lab
1121 Highway 74 South
Peachtree City, GA 30269

Scaled Data Report



Signify Classified - Internal
Cooper Lighting Solutions Photometric Lab
1121 Highway 74 South
Peachtree City, GA 30269

Scaled Data Report



(END OF REPORT)